



Al Bilad Industries & Trading



BEDS

LOCKERS & CUPBOARDS

DINING (CHAIRS & TABLES)

SHOE RACK

SHELVES

Staff - Labour Catalog
COLLECTION

AL BILAD INDUSTRIES & TRADING FZCO
P.O. Box: 17248, Jebel Ali, Dubai - UAE
Tel.: 00971 4 8817640 Fax: 00971 4 8811563
Email: bitfurniture@albilad.ae | info@albilad.ae
www.albiladfzco.co





Al Bilad Industries & Trading

Established in 1995, AL BILAD INDUSTRIES & TRADING FZCO, in a span of 16 years has expanded its area and scope of activities promoting development to achieve good service and customer satisfaction.

We, Al Bilad Industries and Trading FZCO are a leading manufacturer of metal and wooden furniture, specifically for banqueting furniture.

We are supplying high quality products for hotels, restaurants, café, labor accommodations, schools and universities. Our production line is completely automated with modern machineries to maintain the quality and productivity.

Al Bilad Industries had been awarded ISO 9001:2000 certificate in the year of 2002 for Quality Management System Standard.



We assure that we shall support our clients by providing high quality products with competitive prices which meet international specifications and market requirements.

Moreover, our products offer convincing advantages of long service life and optimum efficiency with a wide margin

of protection against over loading. Maximum safety is built-in by strict control and adherence to National and International safety regulations.



▲
BWS103



▲
BWS104



▲
BWS105



▲
BWS106



▲
BWS107



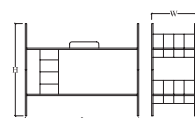
▲
BSD101



▲
BSD102



▲
BSD103



	H	L	W
Dimension	1700	2000	920
Material	Leg sq tube 60x60mm (BSD101) Leg sq tube 30x30mm (BSD102, 103)		



▲
BSS101



▲
BSS102



▲
BSS103



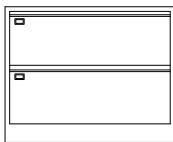
	H	L	W
Dimension	850	2000	920
Material	Leg sq tube 60x60mm (BSS101) Leg sq tube 30x30mm (BSS102, 103)		

Specifications


- Made of high quality G. I. sheet
- Ball bearing slides are used for ease movement of the drawers
- Central locking system can also be requested
- With concealed pivot hinges
- Powder coated finished after pre-treatment
- Available in 2, 3, 4 & 5 drawer levels

Filing Cabinet


Lateral




BS-LF 2
(483D x 730H mm)



BS-LF 3
(483D x 1025H mm)



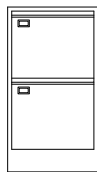
BS-LF 4
(483D x 1320H mm)



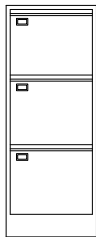
BS-LF 5
(483D x 1615H mm)
Available lateral file width:
(800mm, 914mm, 1066mm)

Filing Cabinet

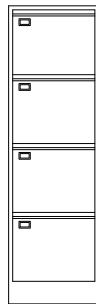
Vertical



BS-VF 2
(400W x 640D
x 730H mm)



BS-VF 3
(400W x 640D
x 1025H mm)




BS-VF 4
(400W x 640D
x 1320H mm)

Pedestal Filing


Mobile/ Free Standing



BS-PM 3B
(468W x 568D x 565H mm)



BS-PM 2B
(468W x 568D x 565H mm)



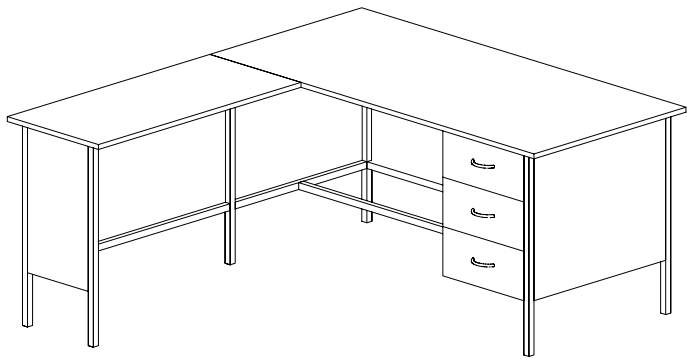
BS-PM 2F
(468W x 568D x 612H mm)

Also available in free standing pedestal (without wheels)
Typical size of free standing pedestal: (468W x 568D x 638H mm)

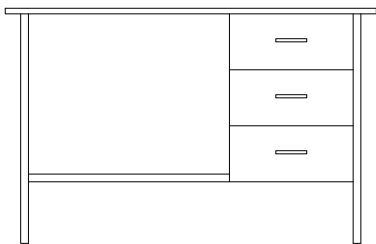


Steel Desks

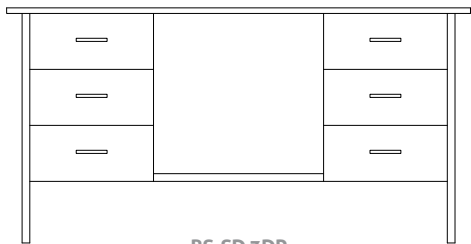
- Made with high quality G. I. sheet
- Available in MDF & steel top
- Provided with modesty panel
- With central locking system for drawers
- Powder coated finished after pre-treatment



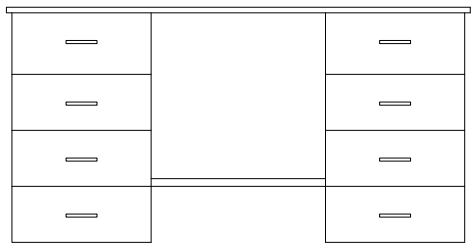
BS-SD SR (1000W x 450D x 700H mm)
Main desk can be connected with side return as shown



BS-SD 3SP
(1500W x 750D x 760H mm)



BS-SD 3DP
(1500W x 750D x 760H mm)



BS-SD 4DP
(1500W x 750D x 760H mm)

Locker



BS-LC 1 BS-LC 2 BS-LC 3 BS-LC 4 BS-LC 6

Typical size of the lockers (380W x 457D x 1800H mm)

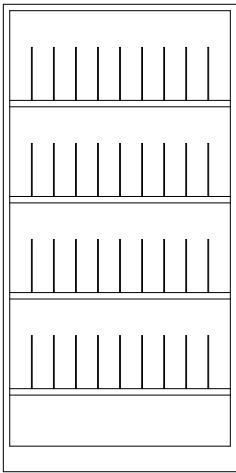
Wood Decoration



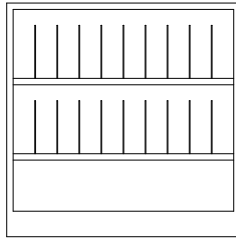
BS-LCW1



Bookshelf

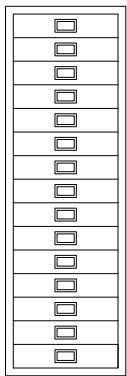


BS-BS-01
(914W x 324D x 1830H mm)

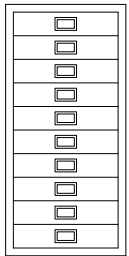


BS-BS-02
(914W x 324D x 915H mm)


Multi Drawer



BS-MD 15
(280W x 410D x 860H mm)



BS-MD 10
(280W x 410D x 585H mm)



BS-MD 5
(280W x 410D x 320H mm)



BST-01



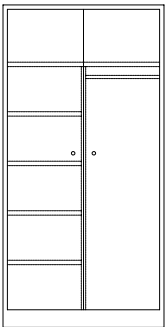
BW-LC1

Steel Cupboards




Cupboards

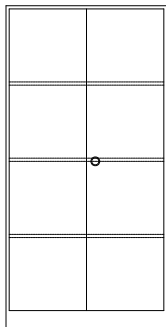
Wardrobe



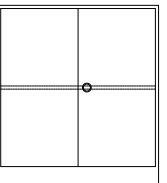
BS-WC 1
(914W x 480D x 1830H mm)



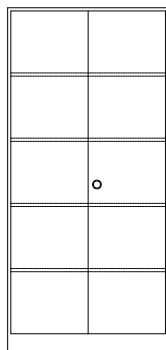
BS-WC 2
(914W x 480D x 1830H mm)



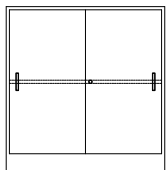
BS-OC 3
(914W x 457D x 1830H mm)



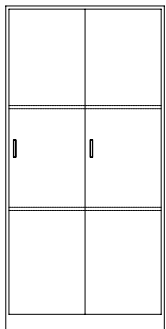
BS-OC 2
(914W x 457D x 1015H mm)



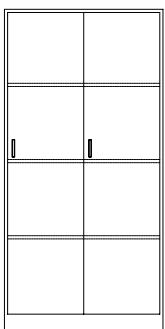
BS-OC 4
(914W x 457D x 1950H mm)



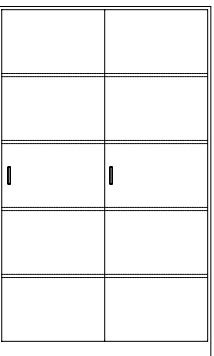
BS-SC 1
(900W x 440D x 935H mm)



BS-SC 2
(900W x 440D x 1850H mm)



BS-SC3
(900W x 440D x 1830H mm)



BS-SC4
(1205W x 452D x 2000H mm)

Cupboards

Swing Type

Cupboards

Sliding Type

OTHER STEEL PRODUCTS

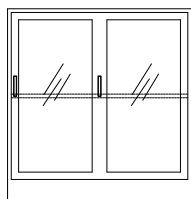
Specifications

- Made of high quality G. I. sheet
- Sliding doors are made with high quality nylon roller for ease movement
- Central locking system can also be requested
- Powder coated finished after pre-treatment




Cupboards

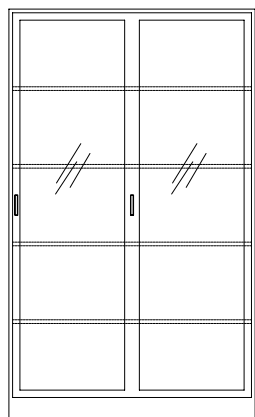
Sliding W/Glass



BS-SCG1
(900W x 440D x 935H mm)



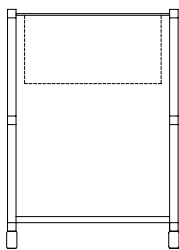
BS-SCG3
(900W x 440D x 1830H mm)



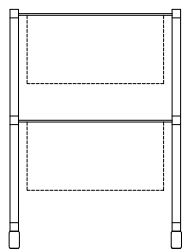
BS-SCG4
(1205W x 452D x 2000H mm)

Filing

Flexi Stand




BS-FS 1
(500W x 460D x 700H mm)




BS-FS 2
(500W x 460D x 700H mm)

Filing

Archive Filing



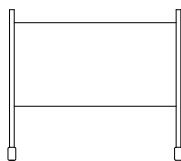
BS-AF 05
(914W x 457D x 1830H mm)




BS-AF 50
(917W x 457D x 2050H mm)

Filing

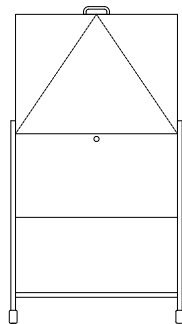
Suspension Filing Trolley



BS-ST 01
(660W x 460D x 580H mm)



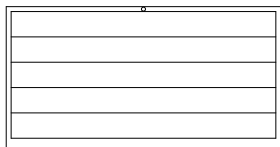
BS-ST 02
(660W x 460D x 780H mm)




BS-ST 03
(660W x 460D x 780H mm)

Filing

Plan Holder



BS-PH A1
(1010W x 690D x 520H mm)



BS-PH A0
(1360W x 930D x 520H mm)



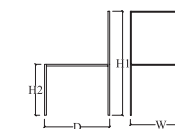
LCA101



LCM201



LCA102



	H1	H2	W	D
Dimension	900	400	450	450
	900	360	400	400
	850	410	380	400
Material LC	Metal Sq tube 20x20mm Alum Sq tube 25x25mm			
	10 Stacking			



LCP01



LCP03



LCP05



LCP02



LCP04



LCP06



LC301PT

- Comfortable chair
- Frame chrome plated or powder coated
- Plastic Shell
- High quality
- UV protect
- Colors as, per customers choice



LC301C



LC301P



LCW01



LCW02



LCW03



LCW04



LCW05



LCW06



LCW07



LCW08



LCW09



18 mm Thick
half round PVC edging



18 mm Thick
PVC edging Brown



18 mm MDF
PVC edging Black



18 mm Thick
Rubber edging



18 mm MDF
Curved & stained edging




18 mm Thick
Polished edging



18 mm MDF
Curved & stained edging black



18 mm MDF
Solid wood edging



Attractive design, impressive craftsmanship
Sun, rain, ashes, acid and grease- table top have to stand up to a lot, especially outdoors.

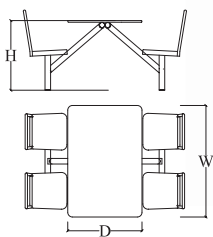




CTP01



CTM01

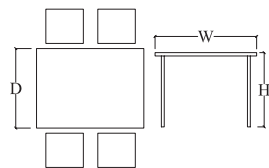


	H	W	D
Dimension	750(2s)	800	800
	750(4s)	1200	800
	750(6s)	1600	800
Material DT	Round tube 60 Dia Square tube 60x60mm with powder coated (Rotatable Chair)		



TBE01

Table With Chair



	H	W	D
Dimension	760(4p)	1400	750
	760(6p)	1800	750
	760(8p)	2400	750
	760(10p)	3000	750
Material DT	Leg Sq tube 30x30mm		

Table With Bench



TBE02

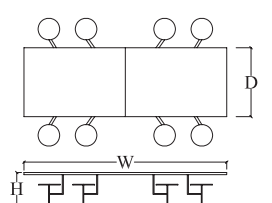


TBE03

Table with folding mechanism for opening and closing easily, easy for storage which requires less space, light weight, and wheels are provided for easy transportation.



MPT08




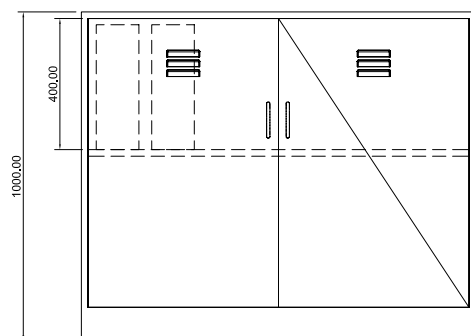

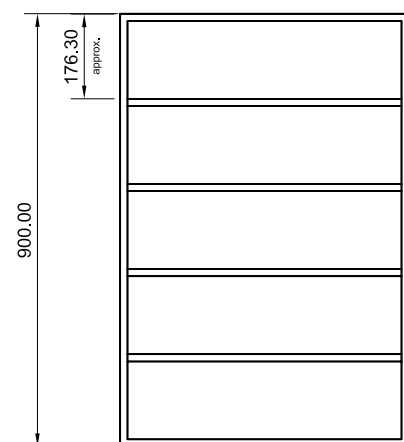
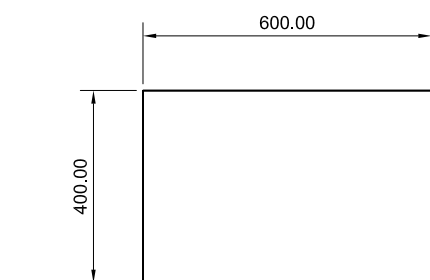
	H	W	D
Dimension	760(8s)	2400	760
	760(12s)	3600	760
Material MT	Round tube 32 Dia		



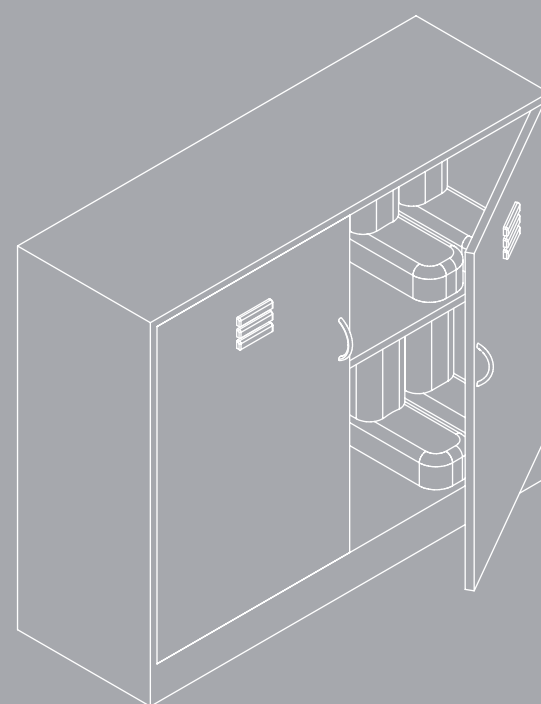
MPT012








SH01



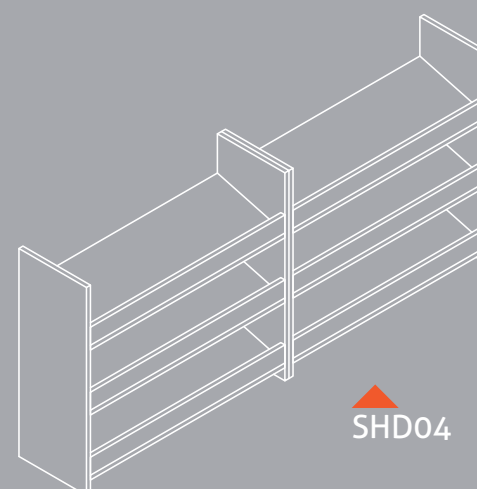
SH02



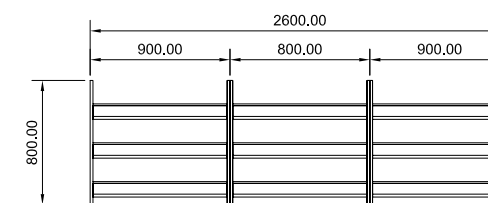
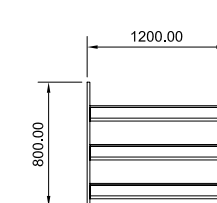
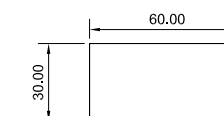
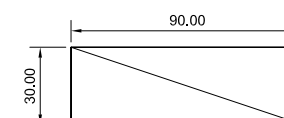
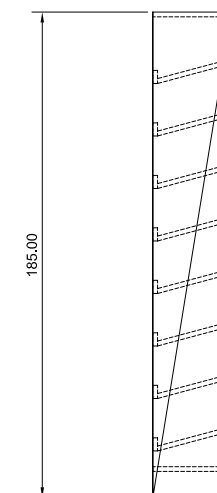
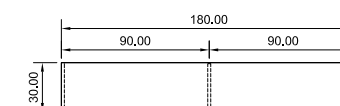
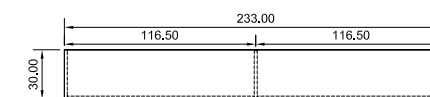
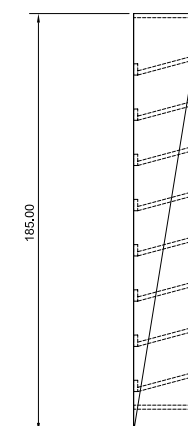
SHD03

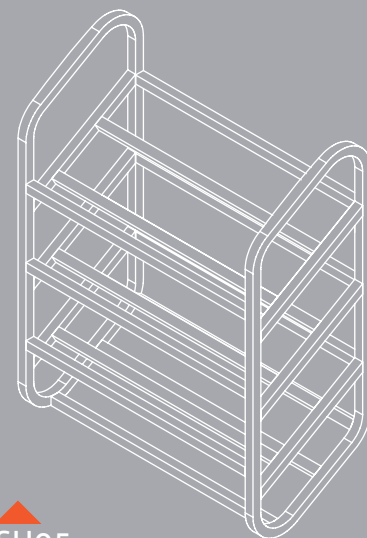
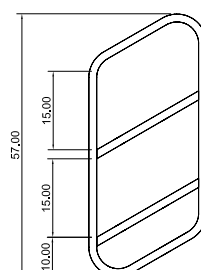

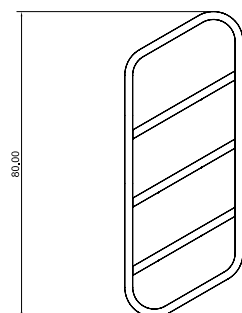

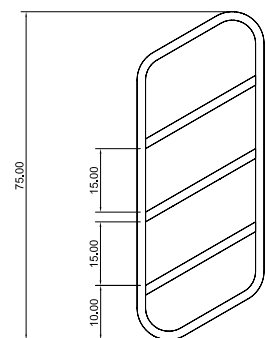
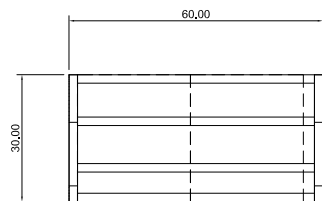


SH03

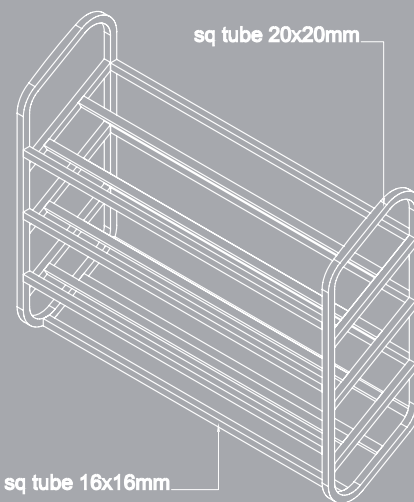


SHD04



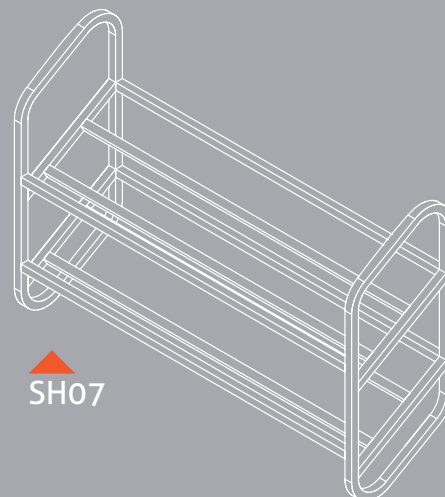


SH05

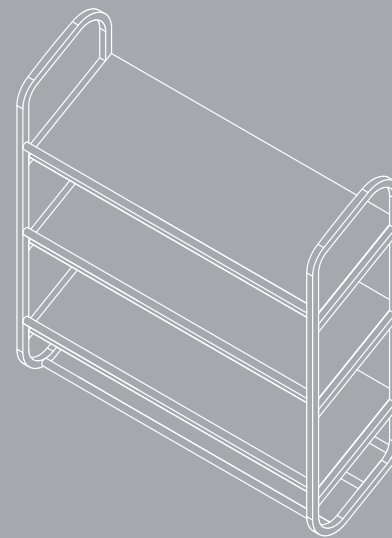


sq tube 16x16mm

SH06



SH07




SH08

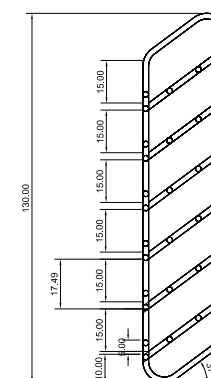
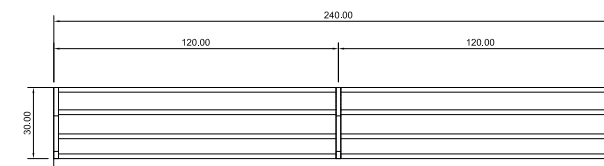
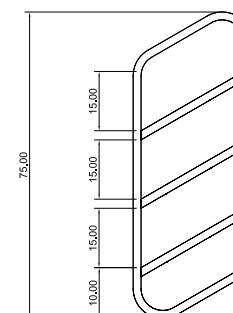

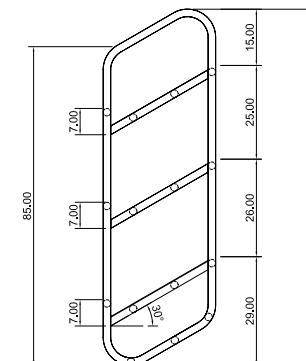



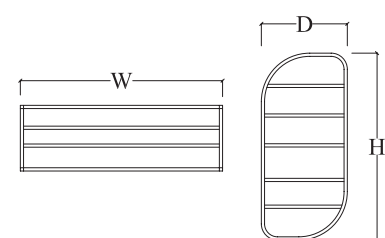
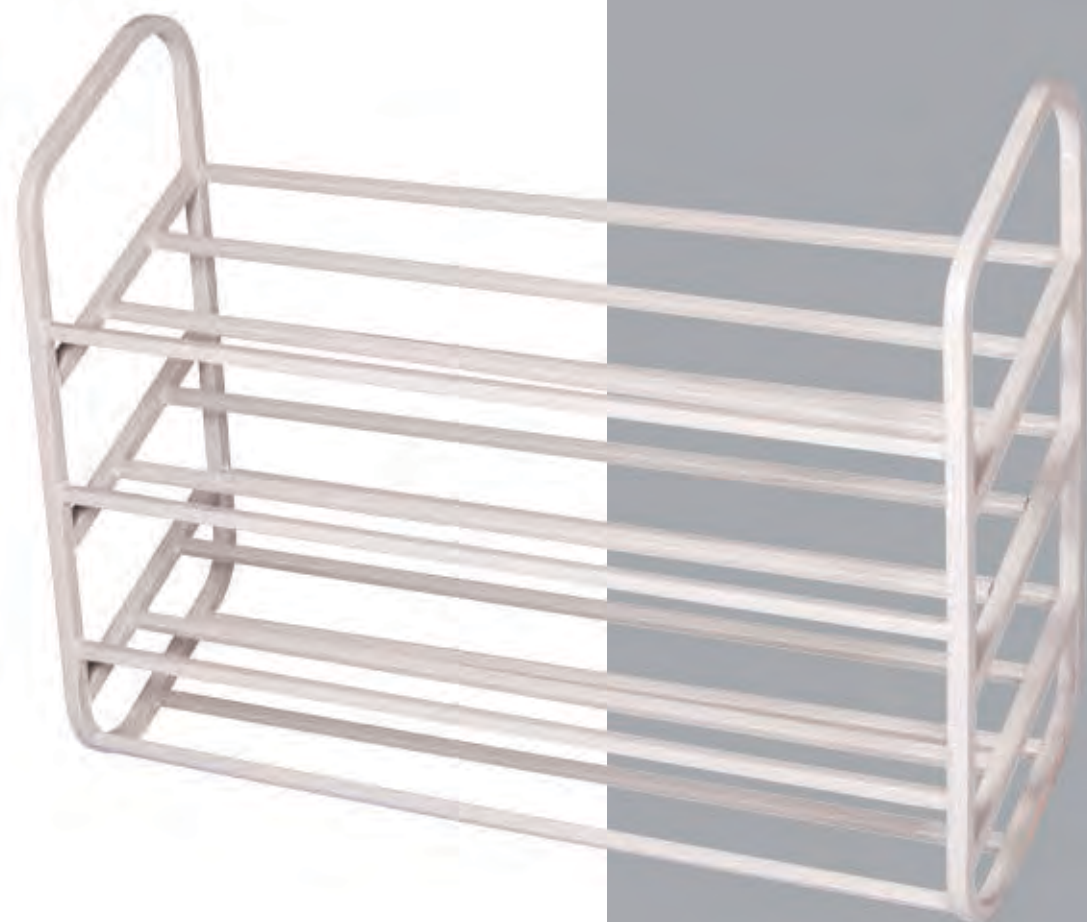
sq tube 16x16mm

SH09

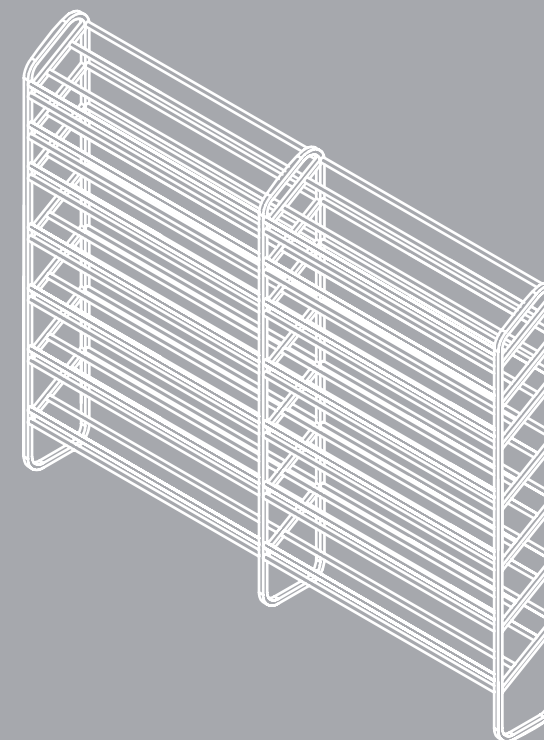


SHD09

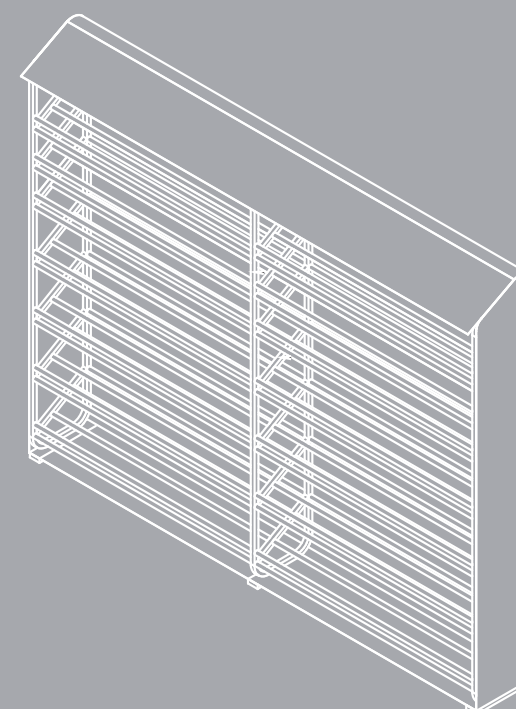




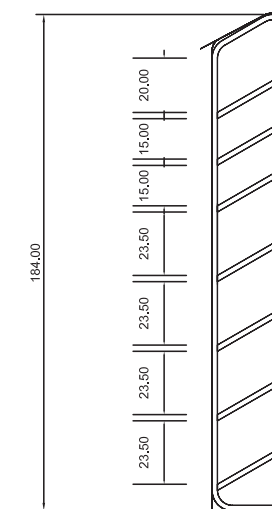

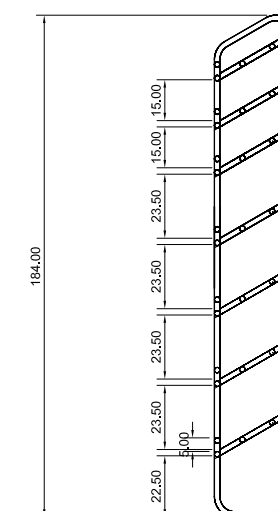

Dimension	H	W	D
	570	1000	300
	750	1000	300
	800	1500	300
	1300	2400	300
Material SH	Sq tube 20x20mm Sq tube 16x16mm		




SHD10




SHD11

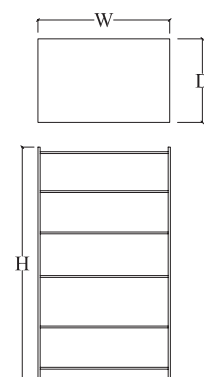




OS01



OS02



	H	W	D
Dimension	2440	1000	600
	2440	900	500
	2000	1500	1000
	1500	800	300
Material OS	Metal sheet powder coated		

